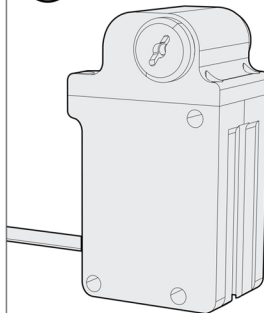


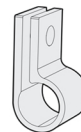


## What's included?


① Fz Motor



② Rail clamp



③ Mod 0.8 gear



④ Hardware

1/4-20  
thumbscrew



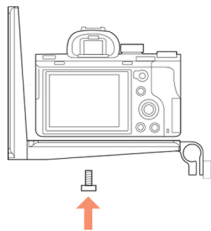
gear screw



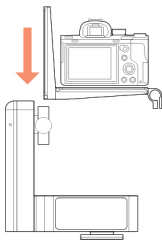
@eMotimo #eMotimo

## Hardware setup (shown using optional Integrated Lplate)

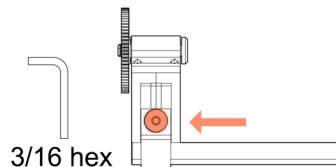
- ① Mount camera to Lplate.



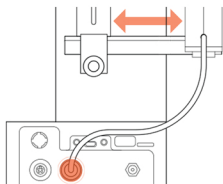
- ② Mount Lplate to spectrum ST4.



- ③ Mount Fz Motor to your 15mm rail as shown. Lock down motor with included tool.



- ④ Insert into rail holder, adjust forward/back. Plug in cable to spectrum ST4 (M)-4 port.



- ⑤ Rotate Fz to lock Mod 0.8 gear with lens gear. Power on & control with R1 & L1. Learn more at [eMotimo.com/Fz/](http://eMotimo.com/Fz/)

